



Smooth micropique polos that wick moisture and resist snags.

- 3.8-ounce, 100% polyester tricot
- Snag resistant
- Moisture-wicking
- Double-needle stitching throughout
- Tag-free label
- Taped neck
- Self-fabric collar
- Open placket
- Armhole accent
- Curved back waist seam for flattering fit
- Side vents
-

**Due to the nature of 100% polyester performance fabrics, special care must be taken throughout the screen printing process.*

CARE INSTRUCTIONS



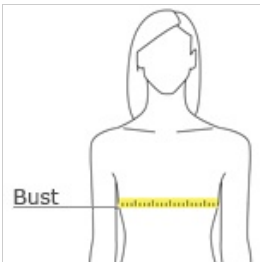
front



back

[Tips For Effectively Screen Printing Polyester Fabrics](#)

HOW TO MEASURE




















BUST

With arms down at sides, measure around the upper body, under arms and around the fullest part of the bust.

SIZE CHART

	XS	S	M	L	XL	XXL	3XL	4XL
Size	2	4/6	8/10	12/14	16/18	20/22	24/26	28/30
Bust	32-34	35-36	37-38	39-41	42-44	45-47	48-51	52-55

COLOR INFORMATION

										
Black PMS 426 C	Blue Lake PMS 646 C	Deep Orange PMS 7625 C	Forest Green PMS 553 C	Gold PMS 7549 C	Grey Concrete PMS 424 C	Iron Grey PMS 7540 C	Kelly Green PMS 341 C	Light Pink PMS 699 C	Lime Shock PMS 375 C	Maroon PMS 504 C
										
Pink Raspberry PMS 7635 C	Purple PMS 7679 C	Tropic Blue PMS 7712 C	True Navy PMS 533 C	True Red PMS 200 C	True Royal PMS 7687 C	White PMS WHITE				

Port Authority® Silk Touch™ Performance Polo. K540



We took our legendary Silk Touch Polo and made it work even harder. The durable Silk Touch Performance Polo wicks moisture, resists snags and thanks to PosiCharge® technology, holds onto its color for a professional look that lasts. There's just no higher performing polo at this price.

- 3.9-ounce, 100% polyester double knit with PosiCharge technology
- Self-fabric collar
- Tag-free label
- 3-button placket with dyed-to-match buttons
- Set in, open cuff sleeves
- Double-needle sleeve cuffs and hem

CARE INSTRUCTIONS

Machine Wash Cold, With Like Colors, Do Not Bleach, Do Not Use Fabric Softener, Tumble Dry Low, Remove Promptly, Cool Iron if Needed, Do Not Dry Clean

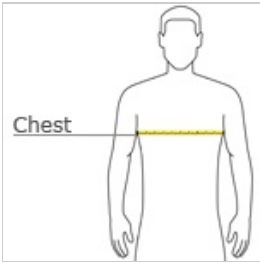


front



back

HOW TO MEASURE



















CHEST
With arms down at sides, measure around the upper body, under arms and over the fullest part of the chest.

SIZE CHART

	XS	S	M	L	XL	2XL	3XL	4XL
Chest	32-34	35-37	38-40	41-43	44-46	47-49	50-52	53-55

COLOR INFORMATION

										
Black PMS NTR BLACK PMS 669 C	Bright Purple PMS 669 C	Brilliant Blue PMS 7691 C	Carolina Blue PMS 646 C	Dark Green PMS 5605 C	Lime PMS 367 C	Maroon PMS 7645 C	Navy PMS 533 C	Neon Orange PMS NO MATCH	Neon Yellow PMS NO MATCH	Pink Raspberry PMS STRONG RED C
										
Red PMS 187 C	Royal PMS 2766 C	Steel Grey PMS 7540 C	Teal Green PMS 7715 C	White PMS WHITE						

Port Authority® Youth Silk Touch™ Performance Polo. Y540



We took our legendary Silk Touch Polo and made it work even harder. The durable Silk Touch Performance Polo wicks moisture, resists snags and thanks to PosiCharge® technology, holds onto its color for a professional look that lasts. There's just no higher performing polo at this price.

- 3.9-ounce, 100% polyester double knit with PosiCharge technology
- Self-fabric collar
- Tag-free label
- 3-button placket with dyed-to-match buttons
- Set in, open cuff sleeves
- Double-needle sleeve cuffs and hem

CARE INSTRUCTIONS

Machine Wash Cold, With Like Colors, Do Not Bleach, Do Not Use Fabric Softener, Tumble Dry Low, Remove Promptly, Cool Iron if Needed, Do Not Dry Clean

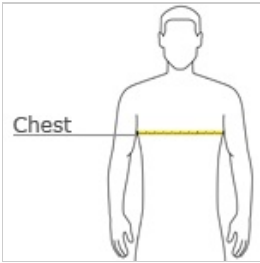


front



back

HOW TO MEASURE















CHEST
With arms down at sides, measure around the upper body, under arms and over the fullest part of the chest.

SIZE CHART

	XS	S	M	L	XL
Size	4	6/8	10/12	14/16	18/20
Chest	25-26	26-28	28-30	30-32	32-35

COLOR INFORMATION

										
Black PMS NTR BLACK PMS 669 C	Bright Purple PMS 669 C	Brilliant Blue PMS 7691 C	Carolina Blue PMS 646 C	Dark Green PMS 5605 C	Maroon PMS 7645 C	Navy PMS 533 C	Pink Raspberry PMS STG RED C	Red PMS 187 C	Royal PMS 2766 C	Steel Grey PMS 7504 C
										
White PMS WHITE										